


CHILDREN'S HANDS ON ART



Origami Instructions

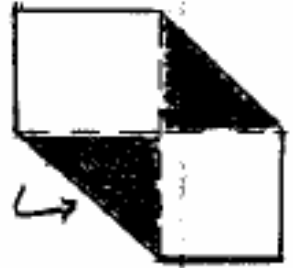
Fortune Teller
Ages 8 & Up



1. Crease a square piece of paper along both middle lines and unfold



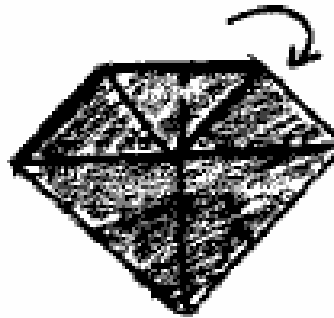
2. Fold all four corners into the centerpoint, along the creases made in Step 1




3. This is what the form should look like



4. Turn the form over




5. Fold all corners in toward the middle again, using the creases as a guide



6. This is what the form should look like



7. Crease on dashed lines



8. Fold form in half, with open seam along the top



9. Reach into pockets formed by the square shape your fingers and press open

